


GOTHIC (POINTED) ARCH

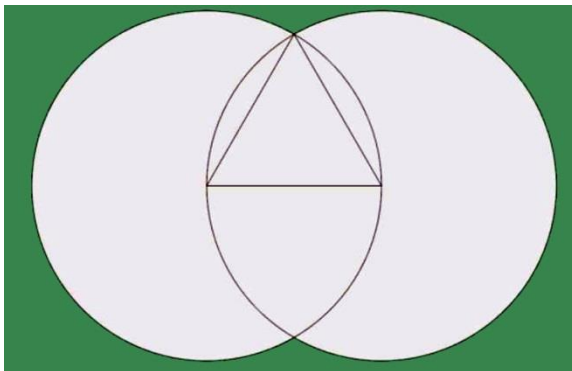
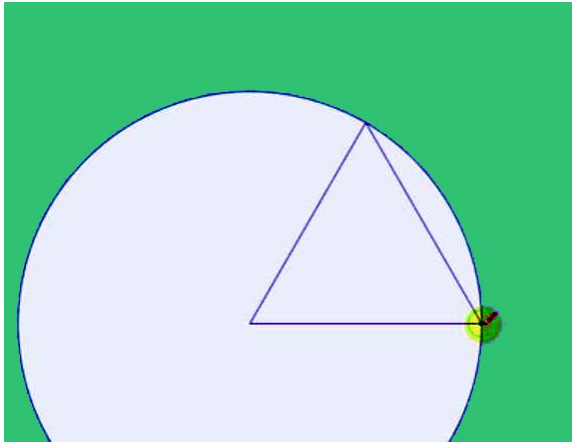
©David McDavitt

1. Use **TRIANGLE** tool to draw an equilateral triangle

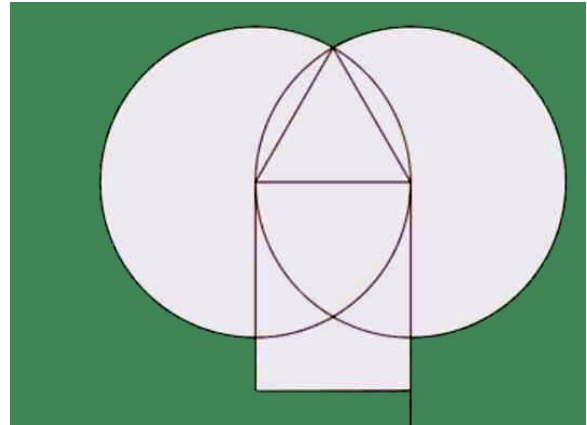


******Type 3 (for 3 sides) & hit ENTER***

2. Use **CIRCLE** tool to draw two circles (each starts at a bottom angle of the triangle, and touches the top of the triangle)



3. Use **LINE** (pencil) to draw a rectangle from the lower corners of the triangle to a little below the two circles (bottom)



4. Use **ERASER** to erase the lines of the outer circle, triangle, and curves inside the rectangle

